



IBM® Connections – Update Manager Widget

IBM® Connections generally expects the reporting structure of an organization to be provided by a Directory Server (i.e. Microsoft® Active Directory) or a common Human Resources system. This information is generally populated into connections using Tivoli® Directory Integrator. If this information is available and accurate, it is the best source of reporting chain information but, if not, the Update Manager widget has been designed to allow a manager to update direct reports.


This update occurs by using the IBM® Connections RESTful API without any direct writes to the database.

The workflow for updating a manager is as follows (for this example let us assume that Roger Sherman manages Samuel Huntington).

1. Roger (the manager) logs into IBM® Connections; his own profile informs him to navigate to the person's profile to update their manager:

A screenshot of a user profile page in IBM Connections. The profile is for Roger Sherman, with email rsherman@justnudge.com and local time 4:10 PM. The page includes a profile picture, an 'Edit My Profile' button, and a status field. A red box highlights the 'Update Manager' widget, which contains the text: 'Managers can update a person's profile, if you are a manager select the person's profile and click on the link.' Other elements include a 'Learn More' button, a video player, and navigation tabs for 'The Board', 'Contact Information', 'Background', and 'Recent Posts'.

2. Roger searches for Samuel's profile; the widget indicates that Roger does not currently manage Samuel:



(no status set)

Update Manager


You do not currently manage Samuel Huntington.
[I manage Samuel Huntington.](#)

Get To Know Your Colleague Better

Use the information in a person's profile to find out about their interests and skills, view their recent posts, and get in touch with them. See who is in the profile owner's network and find out how you are connected to them. Click **Invite to My Network** to invite the person to join your network, or click **Follow** if you want to get the person's latest updates.

Tip: Click [?](#) to see help on a specific feature or click [Help](#) to view all help topics.


[Learn More](#)



Samuel Huntington
 shuntington@justnudge.com
 Local Time: 4:12 PM

[Send E-mail](#)
[Invite to My Network](#)
[Follow](#)
[Download vCard](#)

3. Roger selects the link and is prompted to confirm that he is indeed the manager:



(no status set)

Update Manager


Are you sure that you currently manage Samuel Huntington?

Get To Know Your Colleague Better

Use the information in a person's profile to find out about their interests and skills, view their recent posts, and get in touch with them. See who is in the profile owner's network and find out how you are connected to them. Click **Invite to My Network** to invite the person to join your network, or click **Follow** if you want to get the person's latest updates.

Tip: Click [?](#) to see help on a specific feature or click [Help](#) to view all help topics.


[Learn More](#)



Samuel Huntington
 shuntington@justnudge.com
 Local Time: 4:12 PM


[Send E-mail](#)
[Invite to My Network](#)
[Follow](#)
[Download vCard](#)

4. The widget updates the information successfully.



(no status set)

Update Manager



 The manager has been updated successfully. The reporting chain will be updated shortly.

Get To Know Your Colleague Better

Use the information in a person's profile to find out about their interests and skills, view their recent posts, and get in touch with them. See who is in the profile owner's network and find out how you are connected to them. Click **Invite to My Network** to invite the person to join your network, or click **Follow** if you want to get the person's latest updates.

Tip: Click [?](#) to see help on a specific feature or click [Help](#) to view all help topics.

[Learn More](#)

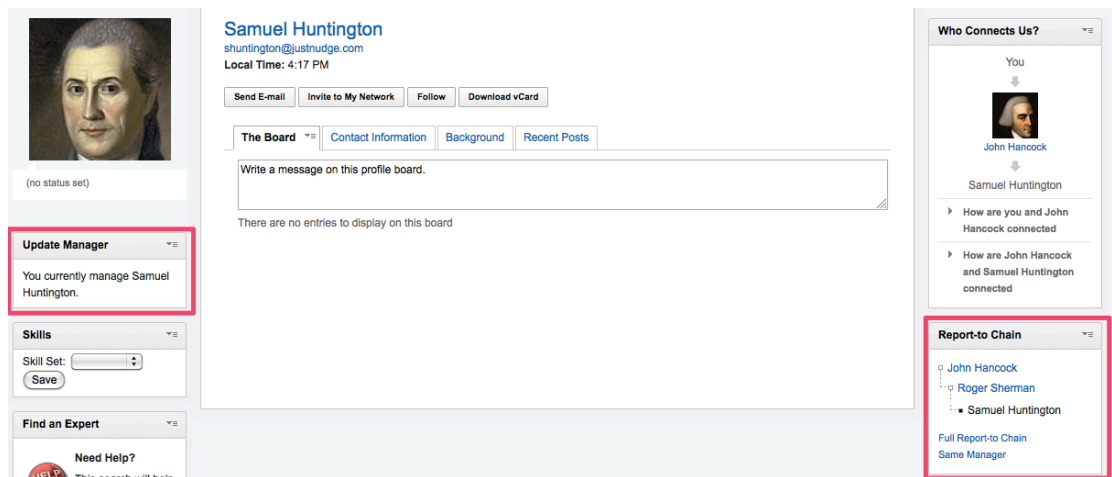


Samuel Huntington
 shuntington@justnudge.com
 Local Time: 4:12 PM

[Send E-mail](#)
[Invite to My Network](#)
[Follow](#)
[Download vCard](#)

[The Board](#)
[Contact Information](#)
[Background](#)
[Recent Posts](#)

5. Roger checks the report to chain to ensure that he is actually Samuel's manager.¹



This completes the process of updating a manager.

Internationalization

The widget ships with an English language only configuration by default. However, the widget is fully internationalized and custom feedback messages for an appropriate locale can be added if required.

Look and Feel

This widget uses the standard styles used by IBM® Connections. Changes to these styles should be inherited by the widget. The following styles are used:

- lotusAction
- lotusFormButton

Pricing

The widget pricing includes an installation guide together with email support for the installation and includes unlimited users and installations (i.e. test environments, production etc). If you would like to find out information about pricing or would like a trial version please email us at sales@justnudge.com. The widget has the following [license](#).

¹ IBM® Connections by default caches the reporting chain information for performance. If this cache is enabled there may be a delay (by default up to 15 minutes) between the update of the manager and update of the reporting chain widget.