



## IBM® Connections - Profile Progress Widget

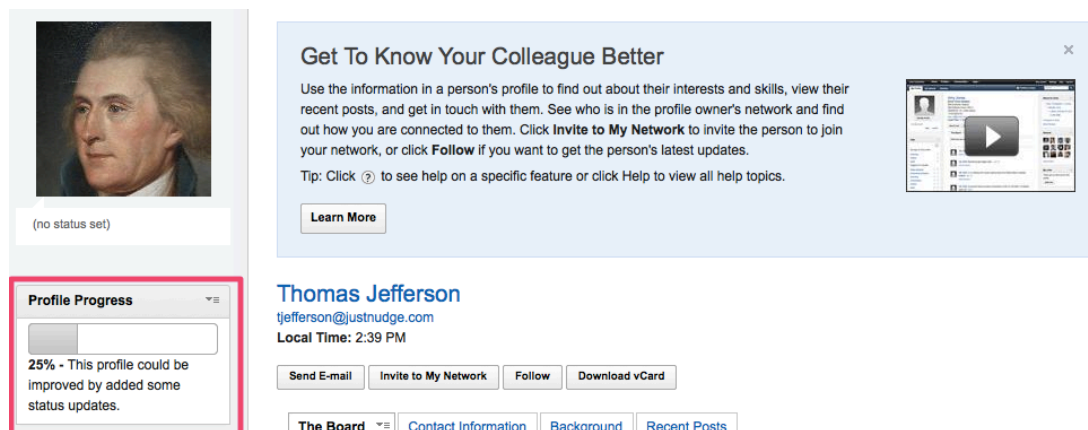
The profile progress widget provides feedback on a profile's maturity. This widget will encourage users to populate their profile and collaborate more deeply with other users. The current metrics that are supported within the widget are as follows:

- Bookmark creation.
- Community membership.
- Profile connections.
- Profile status messages.
- Profile tags.
- Population of the "Experience" element of a profile.
- Population of the "About me" element of a profile.
- A custom photo.
- A populated extension field.

Each metric can have a weighting and some metrics allow for a count (for example the number of bookmarks). These metrics are customizable to encourage population of elements appropriate to your organization's installation.

### Customizable Look and Feel

The widget displays a progress bar showing a profile's completion status together with a suggestion of how the profile can be improved.



The color of the widget can be changed to better match the design of your organization's IBM® Connections installation. Some examples of the available styles are shown below:



The widget ships with 26 built-in styles.

### Default Metrics

The default metrics for the widget are as follows:

Metric	Weighting
3 Profile Tags	15%
3 Connections	15%
Profile Photo	25%
3 Profile Status Updates	15%
Populated "About Me"	15%
Populated "Experience"	15%

### Reporting

The widget also ships with a reporting component that provides information on the maturity of the IBM® Connections profiles across the installation. This reporting is limited to Administrators and is an optional component of the installation. The reporting component allows for the following:

- Viewing the current profile progress configurations:

## IBM Connections Profile Progress

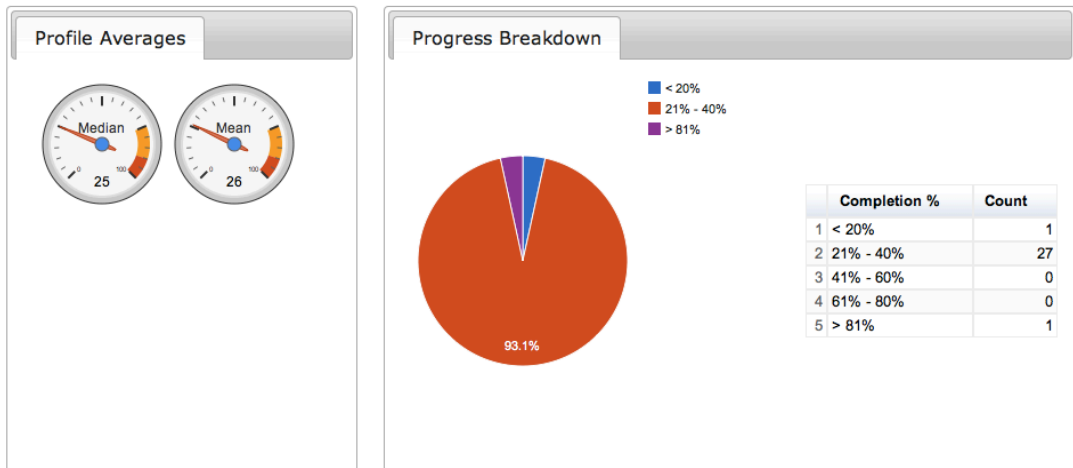


[About](#)
[Configuration](#)
[Overall Progress](#)
[Download](#)

This shows the current weightings that are being used by the profile progress widget:

	Name	Enabled	Weighting	Threshold	Custom Field
1	profile.experience	✓	15	0	N/A
2	progress.profile.photo	✓	25	0	N/A
3	profile.aboutme	✓	15	0	N/A
4	progress.profile.status	✓	15	3	N/A
5	progress.profile.connections	✓	15	3	N/A
6	progress.profile.tags	✓	15	3	N/A


- Displaying the breakdowns of profile maturity and the mean and mode of the profile maturity:



- Exporting the raw profile maturity information to a CSV file to allow it to be analyzed with other tools (such as Excel).

About Configuration Overall Progress Download

The raw score can be download for analysis in another tool or for periodic reporting. To get this information please click on the link below:



**Note:** For a large IBM Connections installation, this download might take a significant amount of time and consume substantial connections resources. As a rule of thumb, each profile takes approximately 250ms to calculate, meaning that this process will take approximately one hour to generate a report for 15,000 users.

### Internationalization

The widget ships with an English language only configuration by default. However, the widget is fully internationalized and custom feedback messages for an appropriate locale can be added if required.

The administration component is currently available only in English.

### Pricing

The widget pricing includes an installation guide together with email support for the installation and includes unlimited users and installations (i.e. test environments, production etc.). If you would like to find out information about pricing or would like a trial version please email us at [sales@justnudge.com](mailto:sales@justnudge.com). The widget has the following license.